

bass groove 1

A rhythmical approach
to bass line creation

Sight reading - Composition - Rhythmical Training





Foreword

Rhythm exercises on bass are often not practically connected to bass playing.

Usually exercises are purely rhythmical and often not very musical - and with little to no context to actual bass playing.

This material encourages a creative process of developing rhythmical and bass groove vocabulary.

I encourage everybody to compose their own exercises/grooves.

I hope you have fun!

Table of contents

- Sixteen Note Grooves
- Groovy Tuplets
- Other Grooves


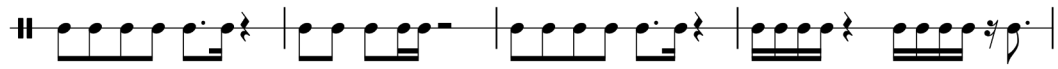
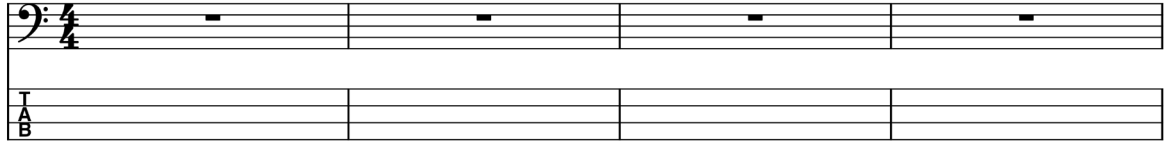
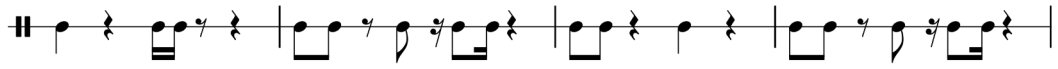


groovy
sixteenths




Groove 1 & 2

*Improvise using the following rhythmic patterns
and compose your own grooves*



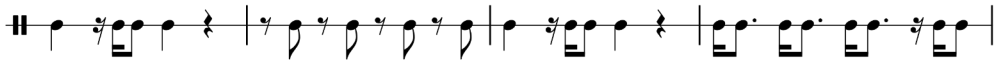
Groove Examples



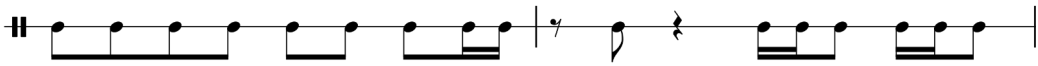


Groove 3 & 4

*Improvise using the following rhythmic patterns
and compose your own grooves*



Bass staff with 4/4 time signature and empty guitar tablature.



Bass staff with 4/4 time signature and empty guitar tablature.

Groove Examples



Bass staff with rhythmic notation and guitar tablature. Tablature includes fret numbers 3, 5, 2, 3, 5, 3, 2, 5, 3, 5, 2, 3, 5, 3, 3, 2, 5, 3, 1, 2.

Bass staff with rhythmic notation and guitar tablature. Tablature includes fret numbers 5, 7, 8, 7, 7, 9, 10, 7, 9, 7, 5, 7, 5, 7, 8, 7.

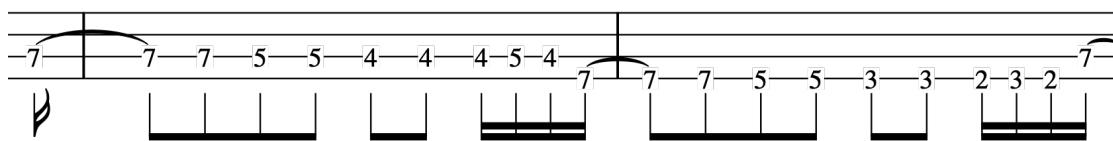


Groove 9 & 10

Improvise using the following rhythmic patterns and compose your own grooves



Groove Examples



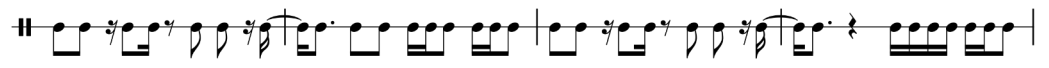


Groove 11 & 12

Improvise using the following rhythmic patterns and compose your own grooves



Empty bass staff and tablature for Groove 11.



Empty bass staff and tablature for Groove 12.

Groove Examples

Example 1: Bass line with notes and corresponding fret numbers (5, 5, 7, 5, 3, 3, 3, 6, 6, 7, 5, 6, 6, 3).

Example 2: Bass line with notes and corresponding fret numbers (7, 9, 10, 5, 12, 10, 9, 8, 7, 7, 6, 6, 5, 3, 3, 5, 5, 7, 5, 8, 7, 5, 8, 7).


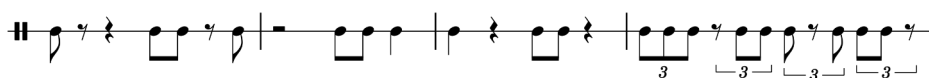

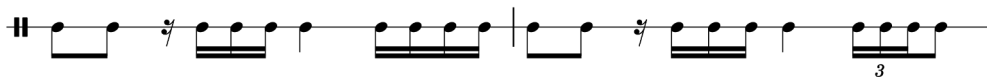


groovy
tuplets





Groove 1 & 2

Improvise using the following rhythmic patterns and compose your own grooves




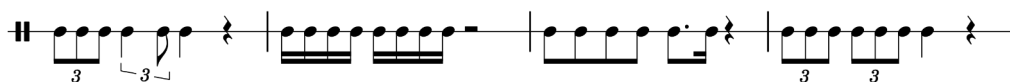

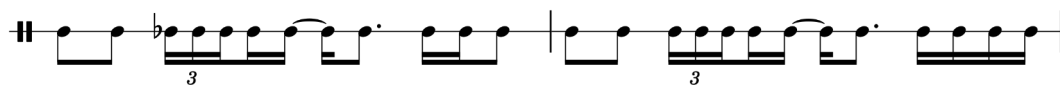
Groove Examples







Groove 3 & 4

*Improvise using the following rhythmic patterns
and compose your own grooves*




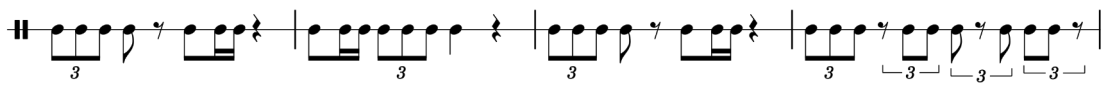
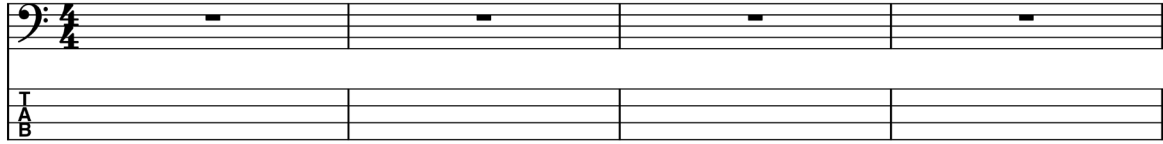
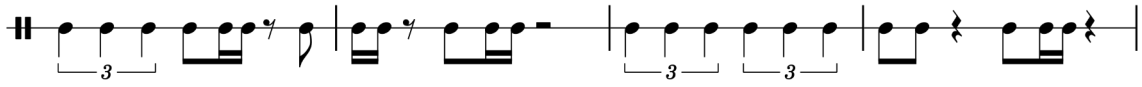
Groove Examples







Groove 5 & 6

Improvise using the following rhythmic patterns and compose your own grooves



Groove Examples





Groove 7 & 8


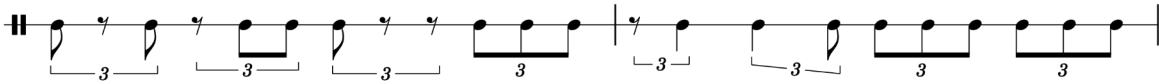
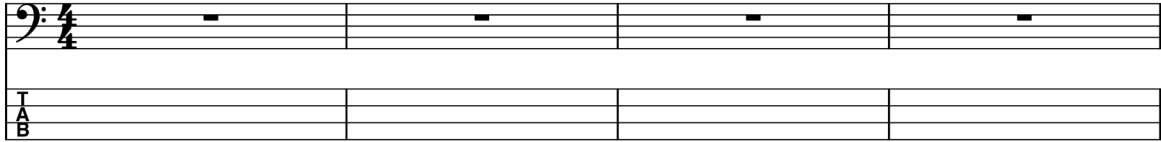
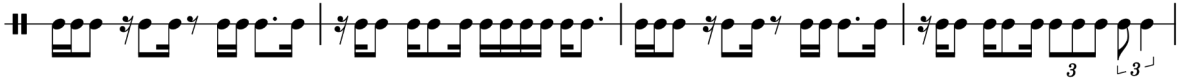
Improvise using the following rhythmic patterns
and compose your own grooves

Groove Examples




Groove 7 & 8

*Improvise using the following rhythmic patterns
and compose your own grooves*




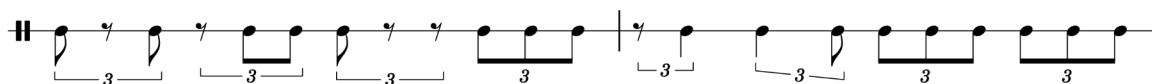

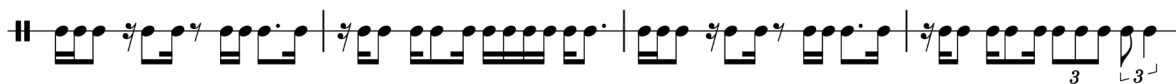
Groove Examples






Groove 9 & 10

*Improvise using the following rhythmic patterns
and compose your own grooves*



Groove Examples






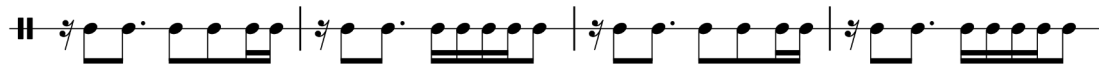


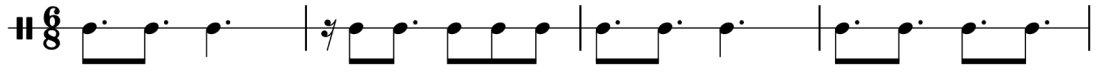
Other Grooves

Alternative meters
fast eight notes
Challenges


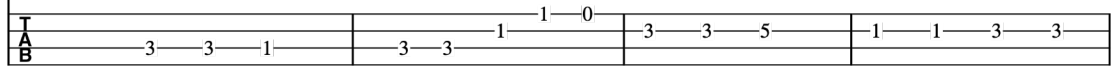


Groove 1 & 2

Improvise using the following rhythmic patterns and compose your own grooves



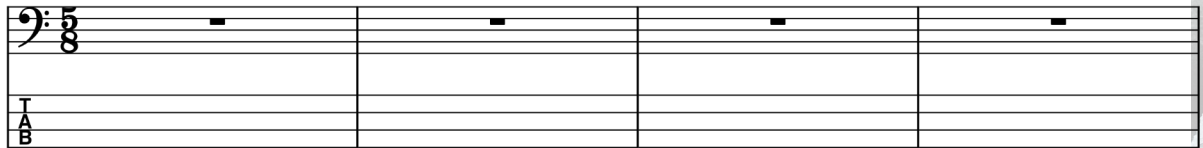
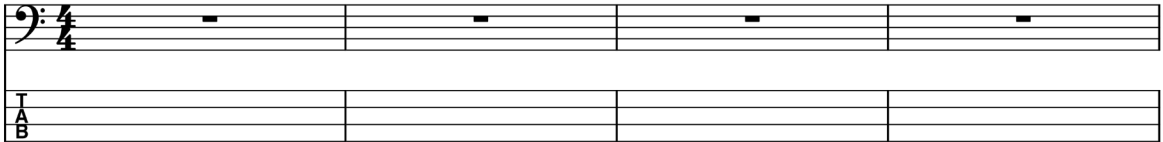
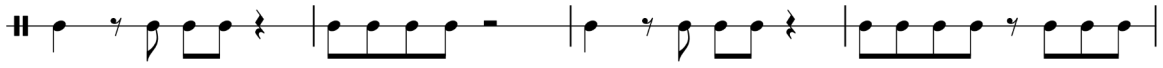
Groove Examples






Groove 3 & 4

*Improvise using the following rhythmic patterns
and compose your own grooves*



Groove Examples





Groove 5 & 6

Improvise using the following rhythmic patterns and compose your own grooves

Musical notation for Groove 5 & 6. It consists of three staves of rhythmic patterns. The first staff shows two measures: the first in 6/4 time with notes G4, A4, B4, C5, and the second in 7/4 time with notes G4, A4, B4, C5, D5, E5, F5. The second and third staves show more complex rhythmic patterns using eighth and sixteenth notes. Below these is a bass staff with a 4/4 time signature and a tablature staff with fret numbers 1 and 8.

Groove Examples

Musical notation for Groove Examples. It features three examples of bass lines. The first example is in 6/4 and 7/4 time, with a corresponding tablature showing fret numbers 8, 7, 10, 7, 10, 8, 10, 8, 6, 10, 8, 10, 8. The second and third examples are in 6/4 and 6/8 time, respectively, showing various rhythmic patterns and note values.



Groove 9 & 10

Improvise using the following rhythmic patterns and compose your own grooves

7/8 | 6/8 | 7/8 | 7/8

7/16 | 7/16 | 7/16 | 2/4

Groove Examples